


























BEFORE YOU START THE PROCESSING OF THE INTERLINING, WE RECOMMEND MAKING AN 'IRONING' SAMPLE TO CHECK THE HANDLE AND THE BOND. AFTER IRONING, LAY THE FUSED PARTS FLAT AND ALLOW TO COOL 20-30 MINUTES.

Please find more information of our products on our website and on the product-folders.



	IRON-ON INTERLININGS H 180 // H 200 // G 405 // H 410 F 220 // H 250 // LE 420	3
	WOVEN INTERLININGS G 700 // G 710 // G 740 // G 785	5
	SEW-IN INTERLININGS L 11 // M 12 // S 13	6
	CREATIVE RANGE S 80 // S 133 // S 320 // S 520 DECOVIL // DECOVIL LIGHT // BONDWEB® // STITCH-N-TEAR FUSE-N-TEAR // FILMOPLAST // SOLUFLEECE // SOLUFIX LAMIFIX (MATT) // QUICKSCREEN (TRIANGLE) // QUILTER'S GRID CS 800	7
	VOLUME FLEECE 246 // 248, 249 // 272 // 275 277 // 278 // 280, 281 // 295 // H 630 // H 640 HH 650 // X 50 // P 120, P 140	12
	BULK PACKS WAIST-SHAPER // EDGEFIX // EDGE TAPE // BIAS TAPE SEAM TAPE // WUNDAWEB // PERFECT HEM	15
	PRE-PACK RANGE WAIST-SHAPER // EDGE TAPE // BIAS TAPE // SEAM TAPE PERFECT HEM // WUNDAWEB // BONDWEB® BONDWEB® T6, T10, T25 // SOLUFLEECE // FRAMILASTIC T6, T9 // IRON CLEANER	17

		
WE RECOMMEND TO TESTING THE PRODUCTS BEFORE STARTING PROCESSING		
H 180	WIDTH: 90 cm // COLOUR: <input type="checkbox"/> <input checked="" type="checkbox"/> APPLICATION: Especially soft and lightweight interlining for small parts as well as front parts of jackets etc. made of very lightweight to mediumweight outer fabrics FABRICS: Soft, flowing fabrics such as silk, viscose, acetate and cupro PROCESSING: Iron on dry, press down firmly and slowly 5-6 times step by step 8 sec.  - 	ALSO AVAILABLE IN A PRE-PACK CODE 959/960  
H 200	WIDTH: 90 cm // COLOUR: <input type="checkbox"/> <input checked="" type="checkbox"/> APPLICATION: Lightweight interlining with some stability for SMALL PARTS of blouses and dresses FABRICS: Lightweight fabrics such as cotton and polyester PROCESSING: Iron on dry, press down firmly and slowly 5-6 times step by step 8 sec. 	 
G 405	WIDTH: 90 cm // COLOUR: <input type="checkbox"/> <input checked="" type="checkbox"/> APPLICATION: Soft, versatile interlining for front parts of jackets etc. as well as for small parts FABRICS: Lightweight to mediumweight fabrics such as wool and wild silk PROCESSING: Press on firmly step by step using a damp cloth 12 sec.  - 	ALSO AVAILABLE IN A PRE-PACK CODE 961  
H 410	WIDTH: 90 cm // COLOUR: <input type="checkbox"/> <input checked="" type="checkbox"/> APPLICATION: Soft interlining with stabilizing vertical threads; suitable for front parts of jackets etc. as well as for small parts FABRICS: Lightweight to heavy fabrics such as wool and wild silk PROCESSING: Press on firmly step by step using a damp cloth 12 sec.  - 	 

IRON-ON INTERLININGS

F 220 // H 250 // LE 420

4

5



WE RECOMMEND TO TESTING THE PRODUCTS BEFORE STARTING PROCESSING

F 220 WIDTH: 90 cm // COLOUR: ☐ ☒
 APPLICATION: Lightweight interlining for SMALL PARTS of clothing, also for textile craftwork
 FABRICS: Lightweight fabrics such as cotton
 PROCESSING: Press on firmly step by step using a damp cloth
 12 sec. - (P)

H 250 WIDTH: 90 cm // COLOUR: ☐ ☒
 APPLICATION: Firm, stable interlining for shaped cuffs, shaped belts and for textile craftwork
 FABRICS: Lightweight to mediumweight fabrics such as cotton
 PROCESSING: Iron on dry, press down firmly and slowly 5-6 times step by step
 8 sec. (P)

LE 420 WIDTH: 90 cm // COLOUR: ☒ ☐ merino
 APPLICATION: Fusible nonwoven for leather, furs, leather and fur imitation materials, suited for large and small parts
 FABRICS: Leather, furs, leather and fur imitations, heat sensitive fabrics
 PROCESSING: Iron on dry step by step with low pressure
 10 sec. (P)

WOVEN INTERLININGS

G 700 // G 710 // G 740 // G 785



WE RECOMMEND TO TESTING THE PRODUCTS BEFORE STARTING PROCESSING

G 700 WIDTH: 90 cm // COLOUR: ☐ ☒
 APPLICATION: Versatile woven interlining for SMALL PARTS of blouses and shirts
 FABRICS: Lightweight to mediumweight fabrics
 PROCESSING: Use steam iron; glide iron slowly over each area 6 times applying steam and pressure
 12 sec. (P)

G 710 WIDTH: 90 cm // COLOUR: ☐ ☒
 APPLICATION: Light woven interlining of pure cotton for small parts in ladies' blouses or dresses
 FABRICS: Lightweight to mediumweight fabrics
 PROCESSING: Use steam iron; glide iron slowly over each area 6 times applying steam and pressure
 12 sec. (P)

G 740 WIDTH: 90 cm // COLOUR: ☒ ☐ ecru
 APPLICATION: Mediumweight, slightly brushed cotton interlining for front parts of jackets, coats etc. as well as for small parts
 FABRICS: Mediumweight to heavy fabrics
 PROCESSING: Use steam iron; glide iron slowly over each area 6 times applying steam and pressure
 12 sec. (P)

G 785 WIDTH: 90 cm // COLOUR: ☐ off-white ☒ ☐ skin
 APPLICATION: Soft, lightweight and bi-elastic woven interlining for small parts of blouses and dresses as well as for front parts of jackets, coats etc. made of lightweight and/or elastic outer fabrics
 FABRICS: Delicate, flowing fabrics such as silk, viscose, acetate and cupro; also suitable for elastic and transparent fabrics
 PROCESSING: Iron on dry; first slightly fuse the cut interlining in some places to prevent distortion, then iron on step by step
 8 sec. - (P)



WE RECOMMEND TO TESTING THE PRODUCTS BEFORE STARTING PROCESSING

L 11

WIDTH: 90 cm // COLOUR: ☐ ☒

APPLICATION: For SMALL PARTS of blouses and dresses

FABRICS: Lightweight fabrics such as crushed fabrics and plissée



M 12

WIDTH: 90 cm // COLOUR: ☐ ☒

APPLICATION: For front parts and small parts of dresses and jackets etc.

FABRICS: Lightweight to mediumweight fabrics such as crushed fabrics and plissée



ALSO AVAILABLE IN A PRE-PACK CODE 962

S 13

WIDTH: 90 cm // COLOUR: ☐

APPLICATION: For front parts and small parts of jackets etc.

FABRICS: Heavy fabrics



WE RECOMMEND TO TESTING THE PRODUCTS BEFORE STARTING PROCESSING

S 80

WIDTH: 30 cm, 45 cm, 90 cm // COLOUR: ☐

APPLICATION:

Firm sew-in interlining; for pelmets and for creative works print, paint, dye, embroider etc.

FABRICS:

Almost all fabrics



S 133

WIDTH: 30 cm, 45 cm, 90 cm // COLOUR: ☐ ecru

APPLICATION:

Very firm and compact fusible interlining; for pelmets, also for fabric bowls, brooches, peaks of caps as well as for creative works

FABRICS:

Almost all fabrics

PROCESSING:

Press on firmly, step by step, using a damp cloth; as an exception iron on from the outer side of the fabric. Flat-laid handwash!

15 sec. -



S 320

WIDTH: 30 cm, 45 cm, 90 cm // COLOUR: ☐

APPLICATION:

Soft, flexible fusible interlining; ideal for creating bags, fabric bowls, belts, hats and other creative works

FABRICS:

Almost all fabrics

PROCESSING:

Press on firmly, step by step, using a damp cloth

15 sec. -



S 520

WIDTH: 30 cm, 45 cm, 90 cm // COLOUR: ☐

APPLICATION:

Firm fusible interlining; ideal for pelmets & tiebacks, fabric bowls, bags, belts, hats and other creative works

FABRICS:

Almost all fabrics

PROCESSING:

Press on firmly, step by step, using a damp cloth. Flat-laid handwash!

15 sec. -





WE RECOMMEND TO TESTING THE PRODUCTS BEFORE STARTING PROCESSING

DECOVIL I

WIDTH: 90 cm // COLOUR: beige

APPLICATION: Fusible interlining with leather-like handle, dimensionally stable and resilient, ideal for all creative handicrafts, like hats, belts, bags, etc.; as well as for interior decoration.

FABRICS: Lightweight to mediumweight fabrics such as cotton, synthetics, etc.

PROCESSING: Press on firmly, step by step, using a damp cloth

6 sec.



DECOVIL I LIGHT

WIDTH: 90 cm // COLOUR: beige

APPLICATION: A lighter alternative to Decovil I. It's ideal for creative applications such as hats, belts, bags etc.; also suitable for interior design

FABRICS: All fabrics

PROCESSING: Damp cloth, press on firmly step by step

6 sec.



New

ALSO AVAILABLE IN A PRE-PACK CODE 902

VLIESOFIX®

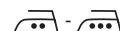
WIDTH: 30 cm, 90 cm, Display 45 cm // COLOUR: transparent

APPLICATION: Web adhesive on paper carrier. For applique's crafts, repairing etc.

FABRICS: For all fabrics, raffia, cardboard, wood, by low temperature also usable for leather

PROCESSING: HOUSEHOLD IRON

First step: Dry, slowly slide over the paper, about 5 sec., leave to cool
Second step: Iron on with a damp cloth, about 10 sec. step by step



BONDAWEB®

ALSO AVAILABLE IN A PRE-PACK CODE 928

STICKVLIES

WIDTH: 90 cm // COLOUR:

APPLICATION: Suitable as backing for embroideries and appliques; for transferring and making topstitch work and patchwork

FABRICS: All fabrics

PROCESSING: Tear off

STITCH-N-TEAR

FIXIER-STICKVLIES

WIDTH: 90 cm // COLOUR:

APPLICATION: Fusible stabilizer for machine embroideries, especially on elastic fabrics. For patchwork use instead of freezer paper. Can be used to print in INK-JET PRINTERS.

FABRICS: All fabrics

PROCESSING: Iron on dry. Tear off.

5 sec.

FUSE-N-TEAR

FILMOPLAST H 54

WIDTH: 54,5 cm // COLOUR:

APPLICATION: Self-adhesive embroidery backing for machine embroideries.

FABRICS: All fabrics

PROCESSING: Tear off

SOLUVLIES

WIDTH: 90 cm // COLOUR:

APPLICATION: Water soluble embroidery backing for all machine embroideries, new creative craft works like 'Crash' or 'Crazy-Technique'

FABRICS: Almost all fabrics

PROCESSING: Wash out in cold water - do not tear off!

SOLUFLEECE

SOLUFIX

WIDTH: 45 cm // COLOUR:

APPLICATION: Water-soluble and self-adhesive, no spray necessary, for all machine embroideries, new creative techniques, ideal sewing aid for mini-quilts

FABRICS: Almost all fabrics

PROCESSING: Even cold washable – not tear off! DO NOT IRON!

New

CREATIVE RANGE

CS 800



WE RECOMMEND TO TESTING THE PRODUCTS BEFORE STARTING PROCESSING

CS 800

LAMIFIX MATT

APPLICATION:

WIDTH: 45 cm // COLOUR:  transparent

Transparent, GLOSSY OR MATT FINISH, fusible, wet cleanable film; for fabric bowls, toiletry bags, place mats, bags, as well as for textile craftwork

FABRICS:

Almost all fabrics

PROCESSING:

Iron on dry on the glossy/matt side cover with a dry cloth, first fuse smoothly, then press on firmly, step by step, for 8 sec.

8 sec. -

DO NOT WASH!

RASTERQUICK DREIECK

RASTERQUICK

WIDTH: 90 cm // COLOUR: ☐ white, blue print

APPLICATION:

Patchwork interlining with blue printed-on grid in a 90° or 60° angle

FABRICS:

All fabrics



QUILTER'S

GRID

WIDTH: 112 cm // COLOUR: ☐

APPLICATION:


Fusible nonwoven for watercolor quilts with printed-on 1-inch-grid lines; brown, fine printed lines.

FABRICS:

All fabrics

PROCESSING:

Iron on dry, step by step with low pressure

10 - 12 sec. 



WIDTH: 80 cm, 107 cm // COLOUR: ☐

APPLICATION:

Strong spunbond for creative works as well as for curtains, home design etc.

PROCESSING:

Versatile for home decor and designs in painting/dyeing etc. Easy to cut and tear resistant.



VOLUME FLEECE

246 // 248, 249 // 272 // 275

12



WE RECOMMEND TO TESTING THE PRODUCTS BEFORE STARTING PROCESSING

246 WIDTH: 150 cm // COLOUR: ☐ off-white
APPLICATION: Ultrafine and soft voluminous nonwoven for light jackets and coats. Also ideal for patchwork.
FABRICS: Lightweight fabrics



248, 249 WIDTH: 90 cm and 150 cm // COLOUR: ☐
APPLICATION: Low loft volume fleece for warm clothing, patchwork and quilts
FABRICS: All fabrics



272
THERMOLAM® WIDTH: 114 cm // COLOUR: ☐
APPLICATION: Internally bonded, compressed polyester batting for patchwork and quilts
FABRICS: All fabrics



275 WIDTH: 228 cm // COLOUR: ☐ natural
APPLICATION: Cotton batting for patchwork, quilting and warm clothing; extra wide for large-area works e.g. bedspreads
FABRICS: All fabrics
PROCESSING: The material should be prewashed if subsequent shrinkage is to be avoided



VOLUME FLEECE

277 // 278 // 280, 281 // 295 // H 630 // H 640

13

277 COTTON WIDTH: 150 cm // COLOUR: ☐ off-white
APPLICATION: Downy-soft, voluminous nonwoven made of 100% cotton, ideally for quilting and warm clothing, no fibre migration, shape retentive.
FABRICS: All fabrics
PROCESSING: The material should be prewashed if subsequent shrinkage is to be avoided



278 SOYA MIX WIDTH: 152 cm // COLOUR: ☐ natural
APPLICATION: Extremely soft natural fiber (soyabean/cotton) for quilts, wall hangings and clothing etc.
FABRICS: All fabrics
PROCESSING: The material should be prewashed if subsequent shrinkage is to be avoided



280, 281 WIDTH: 90 cm and 150 cm // COLOUR: ☐
APPLICATION: Medium loft volume fleece for patchwork and quilts, relief topstitch work, for warm clothing etc.
FABRICS: All fabrics



295 WIDTH: 150 cm // COLOUR: ☐
APPLICATION: High loft volume fleece for all hangings etc. as well as for warm clothing
FABRICS: All fabrics



H 630 WIDTH: 90 cm // COLOUR: ☐
APPLICATION: Iron-on, low loft, volume fleece for topstitch work, patchwork and quilting as well as for warm clothing; also ideal for soft pelmets and voluminous tie-backs
FABRICS: Lightweight to mediumweight fabrics such as cotton and synthetics
PROCESSING: Press on firmly step by step using a damp cloth
15 sec. -



H 640 WIDTH: 90 cm // COLOUR: ☐
APPLICATION: Soft, medium loft, iron-on volume fleece for topstitch work and quilting, relief work such as voluminous tiebacks or braidings, as well as for warm clothing
FABRICS: Lightweight to mediumweight fabrics such as cotton and synthetics
PROCESSING: Press on firmly step by step using a damp cloth
15 sec. -



VOLUME FLEECE

HH 650 // X 50 // P 120, P 140

14

15

BULK PACKS

WAIST-SHAPER // EDGEFIX // EDGE TAPE // BIAS TAPE



WE RECOMMEND TO TESTING THE PRODUCTS BEFORE STARTING PROCESSING

HH 650	WIDTH: 150 cm // COLOUR: <input type="checkbox"/>
APPLICATION:	Double-sided fusible, medium loft volume fleece, bonds two fabrics together in one operation; for quilts as well as for clothing
FABRICS:	Lightweight to mediumweight fabrics
PROCESSING:	Press on firmly step by step using a damp cloth 15 sec. -



X 50	WIDTH: 90 cm // COLOUR: <input type="checkbox"/>
APPLICATION:	Thin volume fleece for needlework and garments with quilt effect. Adhesive printed grid provides sewing guide lines
FABRICS:	Almost all fabrics
PROCESSING:	Press on firmly step by step 12 sec.



P 120, P 140	WIDTH: 150 cm // COLOUR: <input type="checkbox"/>
APPLICATION:	Flame-retardant voluminous nonwovens, for patchwork and quilting as well as warm, lightweight clothing. Ideally suited for safety and functional clothing, upholstery, bed linen etc.; two different volumes. P 140 is thicker than P 120. P 120 is also available as XXL-Pack (250 cm x 300 cm)
FABRICS:	All fabrics



WE RECOMMEND TO TESTING THE PRODUCTS BEFORE STARTING PROCESSING

BUNDFIX	LENGTH: 50 m // COLOUR: <input type="checkbox"/> <input type="checkbox"/>	WAIST-SHAPER
APPLICATION:	For accurate skirt and trouser waistbands, no marking or chalking required, available widths 25 mm, 30 mm, 35 mm.	
MEASUREMENT:	10-25-25-10 mm (GP3), 10-30-30-10 mm (GP5), 10-35-35-10 mm (GP4)	
PROCESSING:	Iron on dry, press down firmly and slowly, step by step, 5 - 6 times 8 sec.	



KANTENFIX	LENGTH: 50 m // COLOUR: <input type="checkbox"/> <input type="checkbox"/>	EDGEFIX
APPLICATION:	For accurate button plackets, cuffs, slits, pockets, flaps, hems of jackets and coats.	
MEASUREMENT:	40-10 mm (GP1)	
PROCESSING:	Iron on dry, press down firmly and slowly, step by step, 5 - 6 times 8 sec.	



KANTENBAND	LENGTH: 100 m // COLOUR: <input type="checkbox"/> <input type="checkbox"/>	EDGE TAPE
APPLICATION:	To stabilise the front edges, armholes and lapels of jackets and coats.	
MEASUREMENT:	20 mm	
PROCESSING:	Iron on with steam, step by step, with pressure 10 sec.	



FORMBAND	LENGTH: 100 m // COLOUR: <input type="checkbox"/> <input type="checkbox"/>	BIAS TAPE
APPLICATION:	Bias cut tape with chain stitch to secure or diagonally around the cut edges	
MEASUREMENT:	12 mm	
PROCESSING:	Iron on with steam, step by step, with pressure 8 sec.	



BULK PACKS

SEAM TAPE // WUNDAWEB // PERFECT HEM

16

17

SB PRE-PACK RANGE

WAIST-SHAPER // EDGE TAPE // BIAS TAPE // SEAM TAPE



WE RECOMMEND TO TESTING THE PRODUCTS BEFORE STARTING PROCESSING

NAHTBAND LENGTH: 100 m // COLOUR: ☐ ☐
APPLICATION: For perfect seams in soft and stretchy fabrics (e.g. Jersey), protects against warping and fraying.
MEASUREMENT: 10 mm
PROCESSING: Dry on iron with pressure, step by step
 8 sec.

SEAM TAPE

SAUMFIX LENGTH: 100 m // COLOUR: ☐ transparent
APPLICATION: For easy and fast ironing of hems.
MEASUREMENT: 30 mm
PROCESSING: Press on firmly using a damp cloth
 10 sec. -

WUNDAWEB

PERFEKT SAUM LENGTH: 50 m // COLOUR: ☐ ☐
APPLICATION: Two woven bi-elastic tapes sewn together, back-to-back – each with the adhesive to the outside – connected by a blind stitch (to avoid imprints) for about 1 cm. Ideal for soft seams, e.g. of blouses, dresses, skirts, trousers, jackets and coats.
MEASUREMENT: 40 mm
PROCESSING: Turn up and iron hem, overlock edge. Open hem again, insert Perfect Hem (narrow side up, blind stitch to the hem). Press on firmly step by step using a damp cloth
 10 sec. -

PERFECT HEM



WE RECOMMEND TO TESTING THE PRODUCTS BEFORE STARTING PROCESSING

BUNDFIX COLOUR: ☐
APPLICATION: For accurate skirt and trouser waistbands, no chalking and marking required; available width: 2,5 cm (10-25-25-10)
MEASUREMENT: 70 mm x 3 m
PROCESSING: Iron on dry, press down firmly and slowly 5-6 times step by step
 8 sec.

KANTENBAND COLOUR: ☐ ☐
APPLICATION: To stabilize front edges, armholes and lapels of jackets and coats
MEASUREMENT: 20 mm x 5 m
PROCESSING: Iron on with steam, step by step, with pressure
 10 sec.

EDGE TAPE

FORMBAND COLOUR: ☐ ☐
APPLICATION: Bias-cut tape for the securing of bias-cut or round edges
MEASUREMENT: 12 mm x 5 m
PROCESSING: Iron on with steam, step by step, with pressure
 8 sec.

BIAS TAPE

NAHTBAND COLOUR: ☐
APPLICATION: For perfect seams in soft and elastic fabrics (e.g. jersey); it prevents distortion and fraying
MEASUREMENT: 10 mm x 5 m
PROCESSING: Iron on dry step by step with pressure
 8 sec.

SEAM TAPE

SB PRE-PACK RANGE

PERFECT HEM // WUNDAWEB // BONDAWEB®

18

19

BONDAWEB® T6, T10, T25 // SOLUFLEECE // FRAMILASTIC T6, T9 // IRON CLEANER



WE RECOMMEND TO TESTING THE PRODUCTS BEFORE STARTING PROCESSING

PERFEKT SAUM COLOUR: ☐ ☒

APPLICATION: Two woven tapes sewn together, back to back, with the adhesive on the outside, with a blind stitch after 1 cm; ideal for soft hems, e.g. of blouses, dresses, jackets and coats

MEASUREMENT: 40 mm x 3 m

PROCESSING: Turn up hem and iron it, overlock edge. Open hem again, insert Perfect Hem (narrow side up, blind stitch to the hem). Press on firmly step by step using a damp cloth

10 sec. -

PERFECT HEM

VLIESOFIX®

T6, T10, T25

APPLICATION:

MEASUREMENT:

PROCESSING:

COLOUR: ☐ transparent

Two-sided iron-on adhesive medium tapes in 6, 10 and 25 mm wide.

6, 10 and 25 mm x 5 m

DOMESTIC HAND IRON

First step: On wool setting, iron on step for 10 sec. using a damp cloth dry, glide iron slowly for 3-4 sec., allow to cool.

Second step: Set iron as above, press on firmly step by step

5 sec. / 10 sec. -

BONDAWEB®

T6, T10, T25

SAUMFIX COLOUR: ☐ transparent

APPLICATION: For fast and easy iron fixing of hems

MEASUREMENT: 30 mm x 5 m

PROCESSING: Press on firmly step by step using a damp cloth

10 sec. -

WUNDAWEB

SOLUVLIES

APPLICATION:

COLOUR: ☐

Water soluble nonwoven for all machine embroidery and new creative techniques, such as Crazy Patchwork. Ideal sewing aid for mini quilts.

90 cm x 1,5 m

MEASUREMENT:

PROCESSING: Even cold washable - not tear off!

SOLUFLEECE

VLIESOFIX® COLOUR: ☐ transparent with paper backing

APPLICATION: Web adhesive on paper carrier. For applique's crafts, repairing etc.

MEASUREMENT: 17 cm x 1 m

PROCESSING: First step: Set iron to wool, iron on dry, glide iron slowly for 5 sec., let it cool down
Second step: Set iron to wool/cotton, press on firmly, step by step, for 10 sec., using a damp cloth

5 sec. / 10 sec. -

BONDAWEB®

FRAMILASTIC

T6, T9

APPLICATION:

COLOUR: ☐ transparent

A transparent, elastic PU tape for ladies' wear, lingerie, swimwear and sportswear. It is seamless and can be fixed by sewing without problems. For shoulder seams, top edges, seams, armhole, creative accents (ruffles, ripples).

6 mm and 9 mm x 5 m

MEASUREMENT:

PROCESSING: For sewing



New



BÜGELEISEN-

REINIGER

APPLICATION:

SOLEPLATE CLEANER STICK

Cleans the soleplate instantly, makes ironing easier.

IRON CLEANER